



bibliotheca

CLOUDLIBRARY FOR iPhone & iPad



1 GET THE FREE APP





Open the App Store and search for cloudLibrary. Tap **GET**, wait for the download to complete, and then tap **OPEN** (or open the app from your home screen).




2 CONNECT TO PPL

Once the app is open, connect to *Long Island Community Library* ~~PPL~~ by selecting United States, Maine, and Portland Public Library. Enter your library card number (with no space) and log in.

3 FIND BOOKS

Select the magnifying glass to search for a specific title or author, or the menu  icon in the top left corner to see featured collections or browse by genre. Titles with a blue headphones  icon are audiobooks, and titles without this icon are ebooks. You can swipe from the right to limit results to just audiobooks, ebooks, and/or books that are currently available. Tap a book cover to read more about a book and listen to or read a sample.

4 BORROW BOOKS

Tap a book cover and then select **Borrow** to borrow it now, or **Hold** to be added to the wait list. If you're interested in a book but don't want to borrow it now, you can tap the blue flag icon  to mark it for later. Select **My Books** in the  menu to access your current items. From **My Books**, you can also view your borrowing history, holds, and "books of interest" list (titles you've flagged ) and return titles early. Titles are checked out to you for three weeks and will be returned automatically—never any overdue fees! You may borrow three items at once.